


**SHANDONG HIPOWER ENERGY GROUP**

# Lithium-Ion Battery **SPECIFICATION**



Name	LiFePO <sub>4</sub> Battery
Type	HP-DT-P-006
Specification	3.2V/200Ah
Prepared	
Checked	
Approved	

 HIPOWER Shan Dong Hipower Energy Group	Type □ HP-LFP-W-200AH
<u>LiFePO4 Battery Specification</u>	Version □ First version

Address □ HiPower Industrial Park, NO.1 Tianan Rd, Hi-Tech Development District,

Zaozhuang, Shandong, CHINA

Tel: (86-632)8636276 Fax: (86-632)8636289

## 1. Summarization

This Specification describes the requirements of the LiFePO4 rechargeable battery supplied by SHANDONG HIPOWER Energy Group, The product mentioned in the specification accord with Q/SHB002-2007 (based on GB/T18333.1-2001).


## 2 Description

2.1 Name □ LiFePO4 Battery

2.2 Type □ □ HP-IFP-W-200Ah

## 3. Parameters

No.	Item	unit	Parameters	Remark
1	Nominal Capacity	Ah	200.0	
2	Nominal Voltage	V	3.2	
3	Charge Type	/	CC/CV	/
4	Charge Cut-off Voltage	V	3.85	/
5	Discharge Cut-off Voltage	V	2.0	/
6	Standard charge current	A	66.6	constant current

 HIPOW ER Shan Dong Hipower Energy Group	Type HP-LFP-W-200AH
LiFePO4 Battery Specification	Version First version

7	Standard Discharge current	A	66.6	constant current
8	Max continuous discharge current	A	600	constant current
9	Max. instant discharge current	A	1000	15S
	Capacity discharging with 3C	AH	≥180	Normal capacity is 90%
10	Weight	g	7200	/
11	Inner Resistance	mΩ	<2	/
12	Dimension L×W×H	mm	223×69×335	/
13	Working Temperature	Charging	0~45	/
		Discharging	-20~60	/
14	Storage Temperature	1 month	-20~60	/
		3 months	-20~45	/
		6 months	-20~25	/
	Atmospheric pressure	KPa	86~106	/
	Relative Humidity	RH	25%~85%	/

## 4. TECHNICAL REQUIREMENTS

### 4.1 Testing Conditions

(1) Standard charge: Under temperature  $20\pm 5$  °C, charge with  $1I_3$  constant current till it reaches (to) charge cut off voltage(3.85V), then starts to Charge with constant voltage, Till charge current $<0.01C$ .


(2) Standard discharge: Under temperature  $20\pm 5$  °C, discharge with  $1I_3$  constant current till(to) discharge cut-off voltage(2.0V).

(3) Standard testing environment:

Temperature: 15-35°C;

Relative Humidity: 25%~85%RH;


Atmospheric pressure: 86kPa~106kPa.

 HIPOW ER Shan Dong Hipower Energy Group	Type HP-LFP-W-200AH
LiFePO4 Battery Specification	Version First version

## 4.2 Electrical Performance:

□


No.	Item	Testing Instructions	Requirement
1	Nominal Capacity	Temperature $20\pm 5$ □, Measure discharge capacity to 2.0V cut-off within 1h after standard charge. □ (One time for the first 5times ,meeting the requirements can do )	100.0A h
2	high-current discharge performance	Temperature $20\pm 5$ □, discharge with 1.5C constant current to discharge cut-off voltage within 1hrs after standard charge. □	Discharge time $\geq 36$ min. The battery shall not be metamorphose, rupture □
3	Low-temperature discharge performance	Keep the battery in the case at $-20\pm 2$ □ for 20hrs after standard charge. Measure the discharge time with constant discharge current $1I_3$ to cut-off voltage. Then, Temperature $20\pm 5$ □, lay the battery for 2hrs, observe the appearance of the battery. □	Discharge time $\geq 126$ min The battery shall not be metamorphose, rupture □
4	High-temperature discharge performance	Keep the battery in the case at $55\pm 2$ □ for 5hrs after standard charge. Measure the discharge time with constant discharge current $1I_3$ to cut-off voltage. Then, Temperature $20\pm 5$ □, lay the battery for 2hrs, Observe the appearance of the battery.	Discharge time $\geq 171$ min. The battery shall not be metamorphose, rupture □
5	Charge Retention	Temperature $20\pm 5$ □ after standard charge, keep the battery open circuit for 28 days. Then, Measure the discharge time with constant discharge current $1I_3$ to cut-off voltage.	Discharge time $\geq 144$ min

 HIPOW ER Shan Dong Hipower Energy Group	Type □ HP-LFP-W-200AH
LiFePO4 Battery Specification	Version □ First version

6	Cycle Life	<b>Temperature 20±2□, Charge with constant charge current 1I<sub>3</sub> to charge cut-off voltage, Then charge with constant voltage to the current ≤ 0.01C, Then, stop charge. 10 min later, discharge with discharge current 0.5C to 100% of the capacity DOD. 10 min later, repeat the cycle, till the capacity of lasting 24times ≤ 80% of the Nominal Capacity, Then consider the life of battery end.□</b>	Cycle Life ≥1000 times
---	------------	---	------------------------

### 4.3 Misuse testing □


No	Item	Testing instruction	Requirement
□	Falling off testing	After standard charge , drop the battery from the height of 1.5m to the hardwood floor 20mm thin , 2 times one direction , 6 times altogether. During the testing ,make note of the changes of voltage and the temperature .	No explosion, no leakage, no fire.
. □	Extrusion testing	After standard charge ,lay the battery at 20±5□ for 1 hour . a) Extrusion direction □ press in he vertical direction of the battery polar board. b) Extrusion area □ ≥20cm <sup>2</sup> Extrusion extent □ till the rupture of the battery rind and till to be short-circuited inside(voltage be 0V).	No explosion □ no fire □ distortion and leakage allowed□□

 HIPOW ER Shan Dong Hipower Energy Group	Type HP-LFP-W-200AH
LiFePO4 Battery Specification	Version First version

	Puncture testing	After standard charge ,put the battery at $20\pm 5^{\circ}\text{C}$ for 1 hrs .Then puncture the battery in the direction of electrode board with the high temperature-proof steel pin with 3mm diameter .(the pin staying in the battery ). The test must be conducted in the protective condition .During the test ,make note of the changes of the voltage and the temperature .	No explosion □ no fire □ distortion and leakage allowed□□
4	Calafaction testing	Put the battery in the case at constant temperature of $70\pm 2^{\circ}\text{C}$ for 120min and observe the appearance of the battery . Meanwhile, make note of the changes of the battery voltage.	No explosion□no fire□distortion and leakage allowed□

#### 4.4 Safety Performance □

NO	Item	Testing Instructions	Requirement
1	Short Circuit performance	After charging the battery standardly put it under the temperature of $20\pm 5^{\circ}\text{C}$ for 1 hrs and then short-circuit the battery for 10 min ,connecting the positive and negative terminals of it (The resistance of the circuitry $\leq 5\text{ m}\Omega$ ). Notice the change of the temperature, battery current and the voltage during the experiment.	No fire ,no explosion
2	Over charge Performance	After charging the battery standardly, put it under the temperature of $20\pm 5^{\circ}\text{C}$ for 1 hrs The battery with thermocouple is to be put into the fume cupboard .Charge it with constant current 0.3C to 4.1 voltage.	No fire ,no explosion

 HIPOW ER Shan Dong Hipower Energy Group	Type HP-LFP-W-200AH
LiFePO4 Battery Specification	Version First version

		<p>Observe the appearance of the battery.</p> <p>Notice the change of the temperature, battery current and the voltage during the experiment</p>	
3	Over discharge performance	<p>After standard charge and under the temperature of <math>20\pm 5^{\circ}\text{C}</math> discharge the battery if there is BMS, please disconnect the BMS first with the current of 1I3 till the voltage of the battery is 0v . Notice the change of the temperature, battery current and the voltage during the experiment .</p>	<p>No explosion , no leakage , no fire .</p>

**5.Sketch map of product**

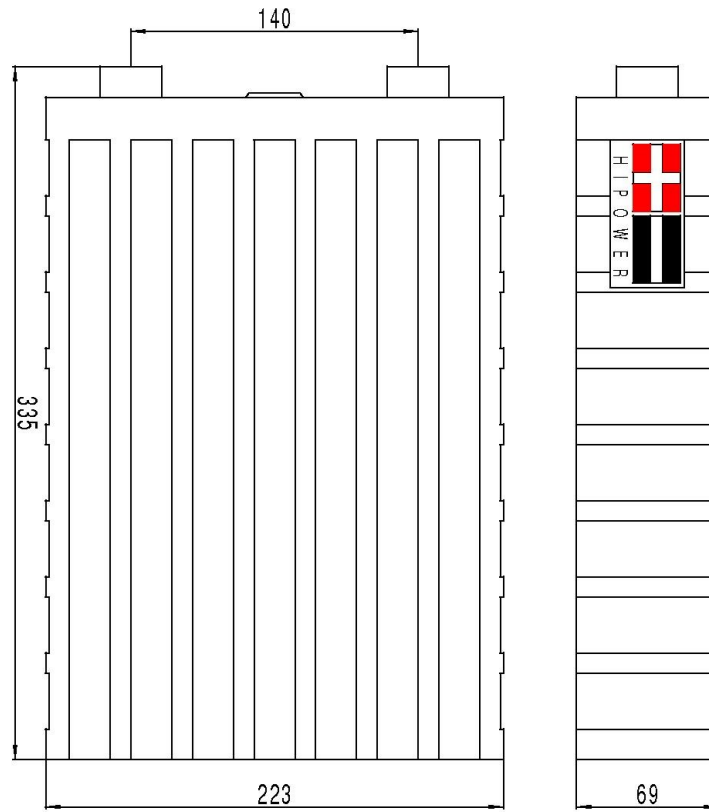


HIPOWER Shan Dong Hipower Energy Group

Type HP-LFP-W-200AH

LiFePO4 Battery Specification

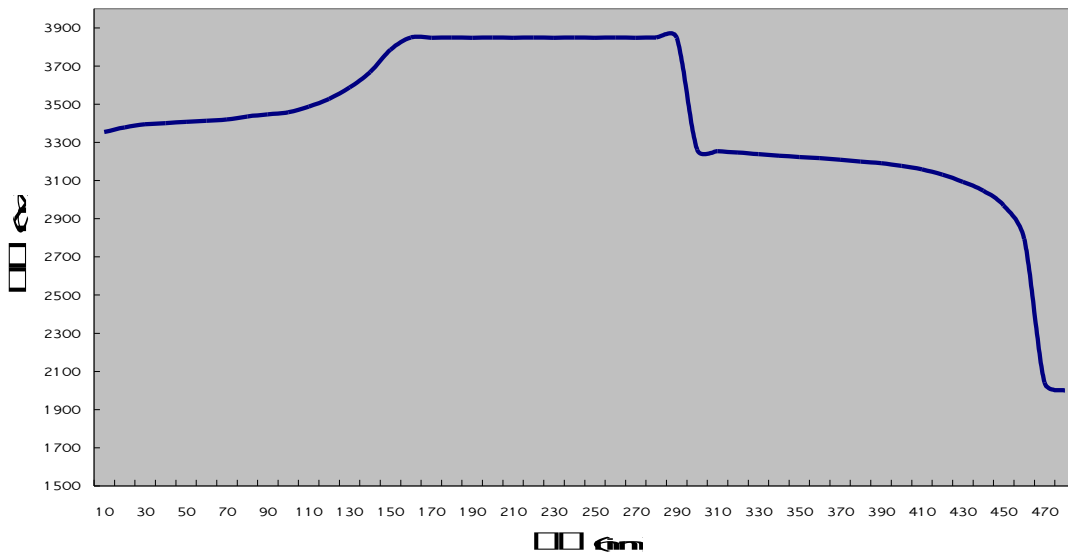
Version First version






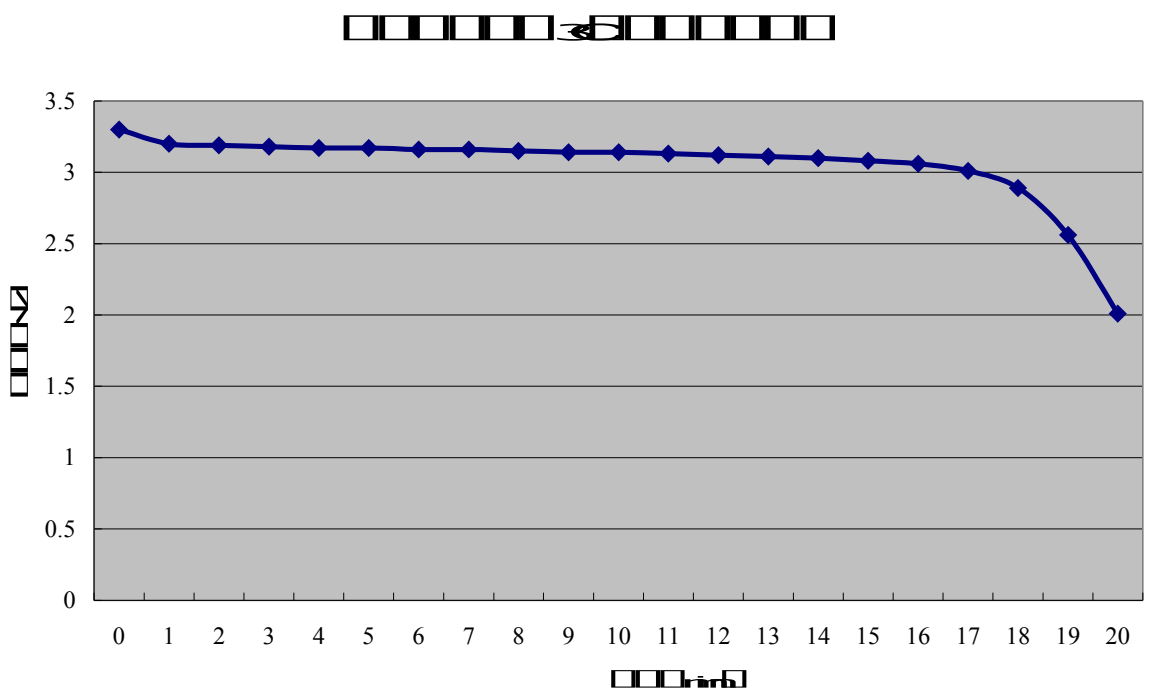
## 6. Typical curves :

### 6.1 Typical charge/discharge curve graph:




### 6.2 Discharge curve at 3C continuous discharge rate

 HIPOW ER Shan Dong Hipower Energy Group	Type HP-LFP-W-200AH
LiFePO4 Battery Specification	Version First version

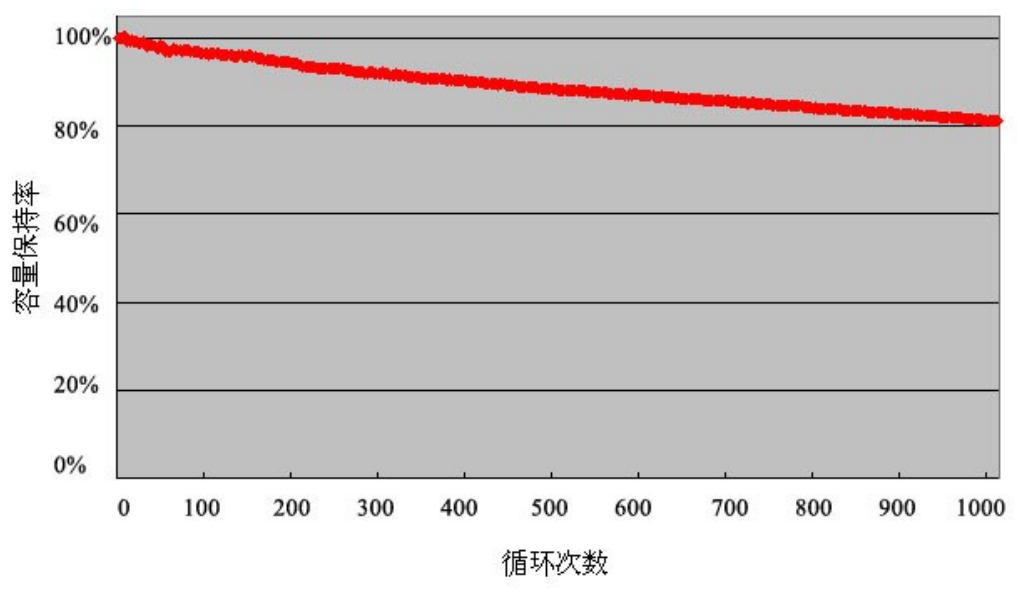


This curve shows the discharge capacity at high drain rate .the max constant discharge rate should be  $\leq 3C$ . when discharging at over  $3C$ ,it is instant discharge rate.the time should be limited within 15s.



 HIPOW 山东恒动力能源集团	Type HP-LFP-W-200AH
LiFePO4 Battery Specification	Version First version

循环寿命曲线




## 7. Storage

The place of preserving the battery must accord with the following requirements:

- Indoor, The temperature of environment is between 5℃ ~ 35℃, The relative humidity is ≤75%, The place must be clean dry and ventilative;
- Avoid contacting to the corrosives;
- Keep far away from fire and heat;

Keep the battery 50% ~ 60% charge state;

Avoid being over-charged, the battery should be charged once per 3~6 months when preserved.

 HIPOW 睿尔 山东 希能 能源 集团	Type HP-LFP-W-200AH
LiFePO4 Battery Specification	Version First version


## 8. Battery maintenance

- (1) Be sure to charge the new battery fully before using for the first time .The battery will reach its max capacity after 3-5 times of full charging and discharging .
- (2) The battery should be used in the ventilative and dry environment. Avoid being near to fire .
- (3) The best working temperature range for the battery is 15℃-40℃ .Beyond that , there will be effect on the battery's normal working .
- (4) Don't short circuit the battery by connecting the cathode and anode, in case of any danger.
- (5) Don't wash the outer shell of the battery with impregnant .In case of fire, please use Carbon Chlorin to put out fire instead of CO2.
- (6) If the battery goes wrong, please deliver that to the factory service centre or relevant organization for proper disposal .
- (7) Don't dismantle the battery at will and never open the electrolyte-injecting hole .

## 9 Notice when using the battery

In case of leakage, heat, fire, performance decrease etc , please use the battery according to the following regulations .Our company won't take any responsibility for any mis-operation not according to this specification .

- (1) Handle with care
- (2) Don't immerge the battery in the water or other liquid , in case of damp .Especially on rainy days , take care to prevent the water from going into the controller and motor ,in case of short- circuit .
- (3) Avoid being short-circuited , connecting the anode and cathode .
- (4) Please charge the battery with the Special charger provided by Shan Dong Hipower.
- (5) Don't dismantle the battery, as that may cause inner short-circuit and then decomposition of the inner material, fire and even explosion accordingly. In addition , dismantling the battery may cause the leakage of the electrolyte ,which will do bad to the human body . .If the electrolyte is spattered onto skin , eye and other part of the body , please wash with clean water immediately and go to the doctor at once .

 HIPOW 睿能能源集团 SHAN DONG HIPower Energy Group	Type □ HP-LFP-W-200AH
LiFePO4 Battery Specification	Version □ First version

(6) Don't dispose the battery with fire ,in case of any danger.

(7) If the battery is damaged, distorted or there is leakage of the electrolyte or the taste of electrolyte and some similar abnormal phenomena ,don't use the battery any more . .Please deliver that to the factory service centre or relevant organization for proper disposal . In addition , battery with electrolyte leakage should be far away from fire ,in case of explosion .

(8) battery replacement

The battery provider should be responsible for replacing and installing the battery .The consumer shouldn't replace that at will.

(9)dismantle without permission

The consumer shouldn't dismantle the battery at will .Or our company won't take any responsibility.

10 □ Notice during the transportation □

(1) The battery is suitable for being transported by truck , train , plane . During transportation, please avoid solarization ,drench and serious shake .

(2)The battery pack must be packed with insulated material and marked with logo of fragility in case of any damage caused by bumping in transit.

(3) Don't upside down the battery. A sticker indicating'Don't upside down' is needed. Also can't be put at will .

(4) Handle with care in transit. Can't throw or impact the battery.

(5 □ Don't place any heavy objects on battery pack.

(6) Don't mix-transport with flammable or explosive consignment, or metal objects with sharp end.

(7) Outer packing should be marked 'Away from moisture, water, and fire'.

11 □ Other

Any issues not included , suppliers and customers can negotiate .